

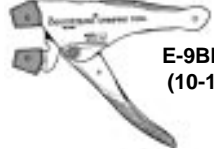
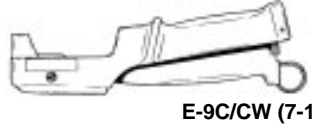































3M

Scotchlok™ Connectors and Tools

Instructions

Scotchlok™ Connector	Type Connection	Maximum Insulation O. D. in mm		Cable Type						Approved Tools <small>To reduce fatigue, use tool within each splicing group with highest mechanical advantage indicated in ().</small>
				PIC-unfilled		PIC-filled		Pulp or Paper		
				AWG	mm	AWG	mm	AWG	mm	
Butt Splicing										
 * UR2		.082	2.08	19-26	.9-.4	19-26	.9-.4	N A		 E-9BM (10-1)  E-9C/CW (7-1)  E-9E (4-1)  E-9Y (3-1) E-9E (4-1) E-9BM (10-1) E-9Y (3-1)
 ** UR2-D		.082	2.08	19-26	.9-.4	19-26	.9-.4	19-26 .9-.4		
 * UY2		.082	2.08	19-26	.9-.4	19-26	.9-.4	N A		
 ** UY2-D		.082	2.08	19-26	.9-.4	19-26	.9-.4	19-26 .9-.4		
 *** UP2		.060	1.52	22-26	.7-.4	22-26	.7-.4	22-26 .7-.4		
 *** UP3		.066	1.67	19-26	.9-.4	22-26	.7-.4	19-26 .9-.4		
 * 211		.082	2.08	19-26	.9-.4	19-26	.9-.4	19-26 .9-.4		
Tap Splicing										
 * UB2A		.082	2.08	19-26	.9-.4	19-26	.9-.4	N A		 E-9BM (10-1)  E-9E (4-1)  E-9Y (3-1)
 ** UB2A-D		.082	2.08	19-26	.9-.4	19-26	.9-.4	19-26 .9-.4		
 *** UPB		.050	1.27	22-26	.7-.4	24-26 <small>Can be used on 22 (.7) foam insulated cable</small>	.5-.4	22-26 .7-.4		
In Line Splicing										
 * UDW2		.175	4.4	<small>Self-stripping drop wire connector designed to accommodate copper or copper clad steel conductors 16-19 AWG (1.3-0.9 mm) in strain relief areas. Ideal for use on Alpha Duct GT-7, Alpha TEL, F-Drop and C-Drop.</small>				E-9BM (10-1)		
Clear / Cap Only										
 * UCC		.060	1.52	22-26	.7-.4	22-26	.7-.4	N A		ALL TOOLS APPROVED FOR BUTT SPLICING MAY BE USED
 *** UPC		.060	1.52	22-26	.7-.4	22-26	.7-.4	22-26 .7-.4		

- * Filled
- ** Unfilled
- *** Unfilled - Flame Retardant
- NA Not Applicable

Note: For health and safety information for sealant in filled Scotchlok Connectors, see package label or appropriate Material Safety Data Sheet.

UR2 UR2-D UY2 UY2-D UP2 UP3 UCC UPC

Trim, straighten conductors



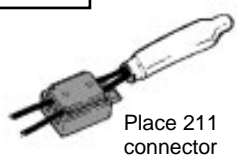
Separate, fully insert conductors



Crimp with cap side down



211




Place 211 connector

Connector to be removed




Pre-crimp



Crimp with cap side down

Test port



UB2A UB2A-D UPB

Place side slot on run wire




Pre-crimp

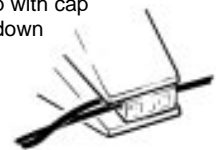


Twist, cut, insert tap wire


Pre-crimp raised side




Crimp with cap side down



UDW2




Cut and slit drop wire 1- 1/4"



Insert fully matching line or ribs of drop wire



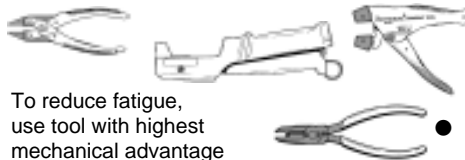
Pre-crimp



Crimp with cap side down

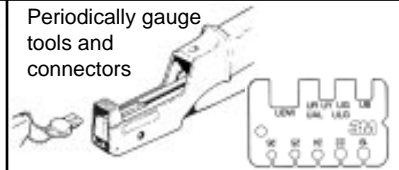
REMEMBER

On ratchet tools (E-9C, E-9CH) Squeeze handle until ratchet releases



To reduce fatigue, use tool with highest mechanical advantage

Periodically gauge tools and connectors



- E9Y tool should **not** be used when crimping three 19 AWG/ .9 mm conductors

Important Notice

All statements, technical information and recommendations related to the Seller's products are based on information believed to be reliable, but the accuracy or completeness thereof is not guaranteed. Before utilizing the product, the user should determine the suitability of the product for its intended use. The user assumes all risks and liability whatsoever in connection with such use.

Any statements or recommendations of the Seller which are not contained in the Seller's current publications shall have no force or effect unless contained in an agreement signed by an authorized officer of the Seller. The statements contained herein are made in lieu of all warranties, express or implied, including but not limited to the implied warranties of merchantability and fitness for a particular purpose which warranties are hereby expressly disclaimed.

SELLER SHALL NOT BE LIABLE TO THE USER OR ANY OTHER PERSON UNDER ANY LEGAL THEORY, INCLUDING BUT NOT LIMITED TO NEGLIGENCE OR STRICT LIABILITY, FOR ANY INJURY OR FOR ANY DIRECT OR CONSEQUENTIAL DAMAGES SUSTAINED OR INCURRED BY REASON OF THE USE OF ANY OF THE SELLER'S PRODUCTS THAT WERE DEFECTIVE.

3M**Telecom Systems Division**

6801 River Place Blvd.
Austin, TX 78726-9000
800/426-8688



Printed on 50% recycled paper
with 10% post consumer

Printed in USA
© 3M 1994 80-6107-4684-6 (835.0)TG1