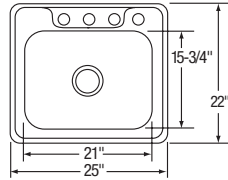


Good Quality Top Mount Sinks

KINGSFORD®



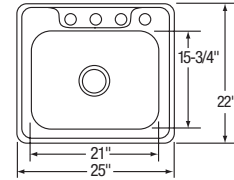
K125224DF



K125224DF

BOWL DEPTH: 6"

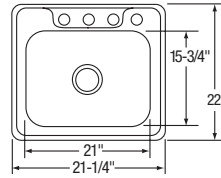
K12522



K12522

BOWL DEPTH: 6"

K12521

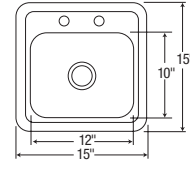


K12521

BOWL DEPTH: 6"

K11515

HOSPITALITY

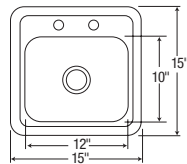


K11515

BOWL DEPTH: 5 1/8"

KP211515C

HOSPITALITY



KP211515C

BOWL DEPTH: 5 1/8"



Quick and Easy Installation

TWO TOP MOUNT INSTALLATION SYSTEMS

Dayton's standard U channel top mount installation system is available on all top mount sinks and requires no special tools. The compression clip engages the underside of countertop and secures the sink to the top of the counter surface. Alternate top mount J channel mounting system is available on the select models and is indicated with a "J". To order, add a "J" to the prefix.

Model Number	Gauge	Overall Size		Cutout in Countertop 1 1/2" Radius Corners		Number of 1 1/2" Dia. Faucet Holes	Min. Cabinet Size	Master Pack	Optional Accessories (Kit accessories are marked as "Included")					Kit Faucet
		L	W	L	W				Cutting Board	Rinsing Basket	Bottom Grid	Drain	3 1/2" Drain	
K125224DF Kit	23	25	22	24 3/8	21 3/8	4	30	1	CB1516			D1125 Included		LK2478CR Included
K12522	23	25	22	24 3/8	21 3/8	1, 2, MR2, 3, 4 or 5	30	1	CB1516		GBG2115SS	D1125		
KJ12522 ■								10						
KW1012522 ■								50						
KW5012522 ■														
K12521	23	25	21 1/4	24 3/8	20 5/8	1, 2, MR2, 3, 4 or 5	30	1	CB1516		GBG2115SS	D1125		
KW1012521								10						
KW5012521								50						
KP211515C Kit	23	15	15	14 3/8	14 3/8	2	18	1	CB912				2" Drain D5018A Included	LKA2475LF Included
K11515	23	15	15	14 3/8	14 3/8	1, 2 or 3	18	1	CB912				2" Drain D5018A	
KW1011515								10						
KW5011515								15						