

Commercial grade switches

Designed for reliability and durability in commercial applications

Arrow Hart's commercial grade switches are designed to provide superior quality, reliability and performance in a variety of commercial environments

Commercial grade AC switch features & benefits

Automatic grounding eliminates need for bonding jumper in metal enclosures

Welded construction provides superior assembly security under heavy use

Smooth face for ease of cleaning

Built-in wire stripper

Tri-combo head terminal and mounting screws, plus easy-access grounding terminal

Stippled line and ground contacts ensure solid contact; ground screw clamp provides secure wiring

Tapered back-wire openings handle multiple sizes and types, up to #10 AWG solid or stranded wire

Oversized termination screws

Horsepower rated for motor loads

Horsepower rated for motor loads per UL20				
Amps	120 V/AC	240 V/AC	277 V/AC	Max.
15A	1/2 HP	2HP	2HP	12A
20A	1HP	2HP	2HP	16A

A complete line of switches available for any commercial application:

Lighted & pilot lighted

Combination switches

CuVerro[®] antimicrobial surfaces

Commercial grade CSB series

Commercial grade CS series

Compliances, specifications and availability are subject to change without notice.

www.eaton.com
www.arrowhart.com

Commercial grade AC toggle switches

Product description

Single-pole, double-pole, 3-way, 4-way
15A, 120/277V/AC; 20A, 120/277V/AC

AC toggle switches, back & side wire



Rating	Description	Color suffix	Catalog no.	
15 120/277	Single-pole, toggle	B, GY, LA, V, W	<input type="checkbox"/> CSB115__	• • •
	Single-pole, small toggle	A, LA, V, W	<input type="checkbox"/> CSB115ST__	• • •
	Double-pole, toggle	B, GY, LA, V, W	<input type="checkbox"/> CSB215__	• • •
	3-Way, toggle	B, GY, LA, V, W	<input type="checkbox"/> CSB315__	• • •
	3-Way, small toggle	A, B, LA, V, W	<input type="checkbox"/> CSB315ST__	• • •
	4-Way, toggle	B, GY, V, W, LA	<input type="checkbox"/> CSB415__	• • •
20 120/277	Single-pole, toggle	B, GY, LA, V, W	<input type="checkbox"/> CSB120__	• • •
	Double-pole, toggle	B, GY, LA, V, W	<input type="checkbox"/> CSB220__	• • •
	3-Way, toggle	B, GY, LA, V, W	<input type="checkbox"/> CSB320__	• • •
	4-Way, toggle	B, GY, V, W	<input type="checkbox"/> CSB420__	• • •

* Not NOM cert

AC toggle switches, side wire

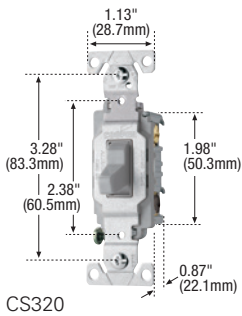
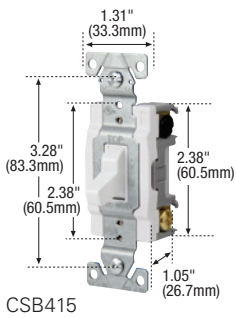
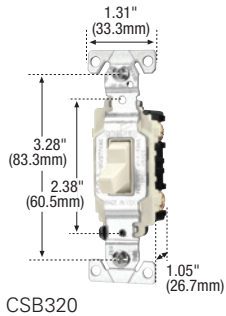


Rating	Description	Color suffix	Catalog no.	
15 120/277	Single-pole, compact toggle	A, B, BK, GY, LA, V, W	<input type="checkbox"/> CS115__	• • •
	Double-pole, compact toggle	B, BK, GY, LA, V, W	<input type="checkbox"/> CS215__	• • •
	3-Way, compact toggle	B, BK, GY, LA, V, W	<input type="checkbox"/> CS315__	• • •
	4-Way, compact toggle	B, GY, LA, V, W	<input type="checkbox"/> CS415__	• • •
20 120/277	Single-pole, compact toggle	A, B, BK, GY, LA, V, W	<input type="checkbox"/> CS120__	• • •
	Double-pole, compact toggle	B, BK, GY, LA, V, W	<input type="checkbox"/> CS220__	• • •
	3-Way, compact toggle	B, BK, GY, LA, V, W	<input type="checkbox"/> CS320__	• • •
	4-Way, compact toggle	B, GY, LA, V, W	<input type="checkbox"/> CS420__	• • •

Accessories for commercial specification grade switches



Description	Catalog no.	
1-Gang, standard size toggle, 302/304 stainless steel wallplate	<input type="checkbox"/> 93071	• •
2-Gang, standard size toggle, 302/304 stainless steel wallplate	<input type="checkbox"/> 93072	• •
1-Gang, standard size toggle, unbreakable nylon wallplate, red	<input type="checkbox"/> 5134RD	• •
2-Gang, standard size toggle, unbreakable nylon wallplate, white	<input type="checkbox"/> 5139W	• •
4-Gang, standard size toggle, unbreakable nylon wallplate, white	<input type="checkbox"/> 5154W	• •



93071



93072



5124RD



5139W



5154W

Color ordering information:

For ordering devices, include Catalog no. Followed by the Color suffix: A (Almond), B (Brown), BK (Black), GY (Gray), LA (Light Almond), V (Ivory), W (White)

A	B	BK	GY	LA	V	W
(Almond)	(Brown)	(Black)	(Gray)	(Lt. Almond)	(Ivory)	(White)

Specification information: 120/277V/AC commercial toggle: E-41

Compliances, specifications and availability are subject to change without notice.

Build-to-spec customizable devices - Page E-6

Indicates NAFTA compliant - Page Q-30

RoHS compliant - Page Q-30

Commercial toggle switches specification & performance data



Commercial grade switches

Product description

Single-pole, double-pole, 3-way, 4-way
 15A & 20A, 120/277V/AC
 15A, 120/277V/AC with 15A, 125V/AC receptacle

Switch type	Commercial 15A & 20A 120/277V toggle switches: CSB series	Commercial 15A & 20A 120/277V toggle switches: CS series	Commercial 15A toggle combination switches: 270 series, 294	Commercial 15A 120 - 15A, 125V toggle combo switch & receptacle: TR274, TR291, TR293
Wiring type	Back & side wire	Side wire	Back & side wire	Back & side wire
Testing & code compliance	<ul style="list-style-type: none"> cULus Listed to UL20, file no. E18704 UL verified to Fed Spec WC-896G 	<ul style="list-style-type: none"> cULus Listed to UL20, file no. E18704 UL verified to Fed Spec WC-896G CSA certified to C22.2, no. 11 file no. 10016 (6241-05) 	<ul style="list-style-type: none"> cULus Listed to UL20, file no. E18704 (combination) CSA certified to C22.2, no. 11 file no. 10016 (6241-05) NOM certified 	<ul style="list-style-type: none"> Listed to UL20/UL498, file no. E18704 (combination) NOM certified, except 291
Environmental specifications	<p>Flammability: Meets UL94 requirements; V0 rated</p> <p>Temperature rating: -20°C to 60°C (-4°F to 140°F)</p>	<p>Flammability: Meets UL94 requirements; V0 rated</p> <p>Temperature rating: -20°C to 60°C (-4°F to 140°F)</p>	<p>Flammability: Meets UL94 requirements; V2 rated</p> <p>Temperature rating: -20°C to 60°C (-4°F to 140°F)</p>	<p>Flammability: Meets UL94 requirements; V2 rated</p> <p>Temperature rating: -20°C to 60°C (-4°F to 140°F)</p>
Electrical specifications	<p>Dielectric voltage: Withstands 1500V per UL20</p> <p>Current interrupting: Yes, at full-rated current</p> <p>Temperature rise: Max. 30°C (86°F) after 100 cycles of overload and 50,000 cycles of endurance testing</p>	<p>Dielectric voltage: Withstands 1500V per UL20</p> <p>Current interrupting: Yes, at full-rated current</p> <p>Temperature rise: Max. 30°C (86°F) after 100 cycles of overload and 50,000 cycles of endurance testing</p>	<p>Dielectric voltage: Withstands 1500V per UL20</p> <p>Current interrupting: Yes, at full-rated current</p> <p>Temperature rise: Max. 30°C (86°F) after 100 cycles of overload and 30,000 cycles of endurance testing</p>	<p>Dielectric voltage: Switch: Withstands 1500V per UL20 Receptacle: Withstands 2000V per UL498</p> <p>Current interrupting: Yes, at full-rated current</p> <p>Temperature rise: Switch: Max. 30°C (86°F) after 100 cycles of overload and 30,000 cycles of endurance testing Receptacle: Max. 30°C (86°F) after 100 cycles of overload at 150% of rated current (DC)</p>
Mechanical specifications	<p>Terminal accommodation: #14 - 10 AWG</p> <p>Voltage ratings: Permanently marked on device</p> <p>Horsepower ratings: Rated for motor loads per UL20: 15A: @ 120V/AC = 1/2 HP, @ 240V/AC = 2 HP; @ 277V/AC = 2 HP, max. amps 12A. 20A: @ 120V/AC = 1 HP, @ 240V/AC = 2 HP; @ 277V/AC = 2 HP, max. amps 16A</p>	<p>Terminal accommodation: #14 - 10 AWG</p> <p>Voltage ratings: Permanently marked on device</p> <p>Horsepower ratings: Rated for motor loads per UL20: 15A: @ 120V/AC = 1/2 HP, @ 240V/AC = 2 HP; @ 277V/AC = 2 HP, max. amps 12A. 20A: @ 120V/AC = 1 HP, @ 240V/AC = 2 HP; @ 277V/AC = 2 HP, max. amps 16A</p>	<p>Terminal accommodation: #14 - 12 AWG</p> <p>Voltage ratings: Permanently marked on device</p> <p>Horsepower ratings: Rated for motor loads per UL20: 15A: @ 120V/AC = 1/2 HP, @ 240V/AC = 2 HP; @ 277V/AC = 2 HP, max. amps 12A</p>	<p>Terminal accommodation: #14 - 12 AWG</p> <p>Voltage ratings: Permanently marked on device</p> <p>Horsepower ratings: Switch rated for motor loads per UL20: 15A: @ 120V/AC = 1/2 HP, @ 240V/AC = 2 HP; @ 277V/AC = 2 HP, max. amps 12A</p>
Materials	<p>Toggle: Nylon</p> <p>Top housing: PVC</p> <p>Bottom housing: PVC</p> <p>Strap: 0.045" thick steel, zinc plated</p> <p>Terminals: 0.031" thick brass</p> <p>Terminal screws: #8-32 steel, brass plated or zinc plated</p> <p>Ground screw: #8-32 steel, zinc plated, green</p> <p>Back wire clamp: Brass</p> <p>Contacts: Silver alloy</p> <p>Moveable contact arm: Brass</p> <p>Pilot light models: N/A</p> <p>Receptacle line contacts: N/A</p> <p>Receptacle ground shunt: N/A</p>	<p>Toggle: Nylon</p> <p>Top housing: PVC</p> <p>Bottom housing: PVC</p> <p>Strap: 0.045" thick steel, zinc plated</p> <p>Terminals: 0.031" thick brass</p> <p>Terminal screws: #8-32 steel, brass plated or zinc plated</p> <p>Ground screw: #8-32 steel, zinc plated, green</p> <p>Back wire clamp: N/A</p> <p>Contacts: Silver alloy</p> <p>Moveable contact arm: Brass</p> <p>Pilot light models: N/A</p> <p>Receptacle line contacts: N/A</p> <p>Receptacle ground shunt: N/A</p>	<p>Toggle: Nylon</p> <p>Top housing: PVC</p> <p>Bottom housing: PVC</p> <p>Strap: 0.045" thick steel, zinc plated</p> <p>Terminals: 0.03" thick brass</p> <p>Terminal screws: #8-32 steel, brass plated; neutral screw nickel plated</p> <p>Ground screw: #8-32 steel, zinc plated, green</p> <p>Back wire clamp: Brass</p> <p>Contacts: Silver alloy</p> <p>Moveable contact arm: Brass</p> <p>Pilot light models: Red polycarbonate pilot lens with long-life neon bulb</p> <p>Receptacle line contacts: N/A</p> <p>Receptacle ground shunt: N/A</p>	<p>Toggle: Nylon</p> <p>Top housing: PVC</p> <p>Bottom housing: PVC</p> <p>Strap: 0.045" thick steel, zinc plated</p> <p>Terminals: 0.03" thick brass</p> <p>Terminal screws: #8-32 steel, brass plated; neutral screw nickel plated</p> <p>Ground screw: #8-32 steel, zinc plated, green</p> <p>Back wire clamp: Brass</p> <p>Contacts: Silver alloy</p> <p>Moveable contact arm: Brass</p> <p>Pilot light models: N/A</p> <p>Receptacle line contacts: 0.030" thick brass</p> <p>Receptacle ground shunt: 0.030" thick brass</p>

Compliances, specifications and availability are subject to change without notice.

All products on this page are RoHS compliant – Page Q-30