







# CAST IRON THREADED FITTINGS





## Class 125 (Standard)

	Size		Unit Weight			
			Black		Galv.	
	NPS	DN	lbs	kg	lbs	kg
	3/4	20	0.13	0.06	0.13	0.06
	1	25	0.25	0.11	0.25	0.11
	1 1/4	32	0.39	0.18	0.39	0.18
	1 1/2	40	0.50	0.23	0.50	0.23
	2	50	0.82	0.37	0.82	0.37
	2 1/2	65	1.32	0.60	1.32	0.60
	3	80	1.87	0.85	1.87	0.85
	3 1/2	90	2.50	1.13	2.50	1.13
	4	100	4.00	1.81	4.00	1.81

	Size		Unit Weight			
			Black		Galv.	
	NPS	DN	lbs	kg	lbs	kg
	1/2	15	0.10	0.05	0.10	0.05
	3/4	20	0.17	0.08	0.17	0.08
	1	25	0.32	0.15	0.32	0.15
	1 1/4	32	0.53	0.24	0.53	0.24
	1 1/2	40	0.76	0.34	0.76	0.34
	2	50	1.23	0.56	1.23	0.56
	2 1/2	65	2.00	0.91	2.00	0.91
	3	80	3.18	1.44	3.18	1.44
	3 1/2	90	4.38	1.99	-	-

	Size		Unit Weight			
			Black		Galv.	
	NPS	DN	lbs	kg	lbs	kg
	4	100	3.82	1.73	3.82	1.73
	5	125	6.50	2.95	6.50	2.95
	6	150	9.94	4.51	9.94	4.51
	8	200	20.26	9.19	20.26	9.19

	Size		Unit Weight	
			Black	
	NPS	DN	lbs	kg
	4	100	5.68	2.58
	5	125	9.60	4.35
	6	150	14.78	6.70

According to specifications, hex bushings and cored plugs should be used with 150# malleable iron and 125# cast iron. Solid plugs and face bushings are recommended for use with 250# and 300# fittings.

**Note:** See following page for pressure-temperature ratings.

PROJECT INFORMATION		APPROVAL STAMP	
Project:		<input type="checkbox"/> Approved	
Address:		<input type="checkbox"/> Approved as noted	
Contractor:		<input type="checkbox"/> Not approved	
Engineer:		Remarks:	
Submittal Date:			
Notes 1:			
Notes 2:			

# CAST IRON THREADED FITTINGS



Anvil standard and extra heavy cast iron threaded fittings are manufactured in accordance with ASME-B16.4 (except plugs and bushings, ASME B16.14). Dimensions also conform to Federal Specifications, WW-P-501 (except plugs and bushings WW-P-471).



For Listings/Approval Details and Limitations, visit our website at [www.anvilintl.com](http://www.anvilintl.com) or contact an Anvil Sales Representative.

Cast Iron Threaded Fittings Pressure - Temperature Ratings					
Temperature		Pressure			
		Class 125		Class 250	
(°F)	(°C)	psi	bar	psi	bar
-20° to 150°	-28.9 to 65.6	175	12.1	400	27.6
200°	93.3	165	11.4	370	25.5
250°	121.1	150	10.3	340	23.4
300°	148.9	140	9.7	310	21.4
350°	176.7	125	8.6	300	20.7
400°	204.4	-	-	250	17.2

Standards and Specifications						
	Dimensions	Material	Galvanizing****	Thread	Pressure Rating	Federal/Other
CAST IRON THREADED FITTINGS						
Class 125	ASME B16.4•	ASTM A-126 (A)	ASTM A-153	ASME B1.20.1+	ASME B16.4•	ASME B16.4■
Class 250	ASME B16.4•	ASTM A-126 (A)	ASTM A-153	ASME B1.20.1+	ASME B16.4•	ASME B16.4■
CAST IRON PLUGS AND BUSHINGS						
	ASME B16.14•	ASTM A- 126 (A)	ASTM A-153	ASME B1.20.1+	ASME B16.14•	WW-P-471

• an American National standard (ANSI), + ASME B1.20.1 was ANSI B2.1, ■ Formerly WW-P-501

\*\*\*\* ASTM B 633. Type I, SC 4, may be supplied as alternate zinc coating per applicable ASME B16 product standard.

## General Assembly of Threaded Fittings

- 1) Inspect both male and female components prior to assembly.
  - Threads should be free from mechanical damage, dirt, chips and excess cutting oil.
  - Clean or replace components as necessary.
- 2) Application of thread sealant
  - Use a thread sealant that is fast drying, sets-up to a semi hard condition and is vibration resistant. Alternately, an anaerobic sealant may be utilized.
  - Thoroughly mix the thread sealant prior to application.
  - Apply a thick even coat to the male threads only. Best application is achieved with a brush stiff enough to force sealant down to the root of the threads.
- 3) Joint Makeup
  - For sizes up to and including 2" pipe, wrench tight makeup is considered three full turns past handtight. Handtight engagement for 1/2" through 2" thread varies from 4 1/2 turns to 5 turns.
  - For 2 1/2" through 4" sizes, wrench tight makeup is considered two full turns past handtight. Handtight engagement for 2 1/2" through 4" thread varies from 5 1/2 turns to 6 3/4 turns.